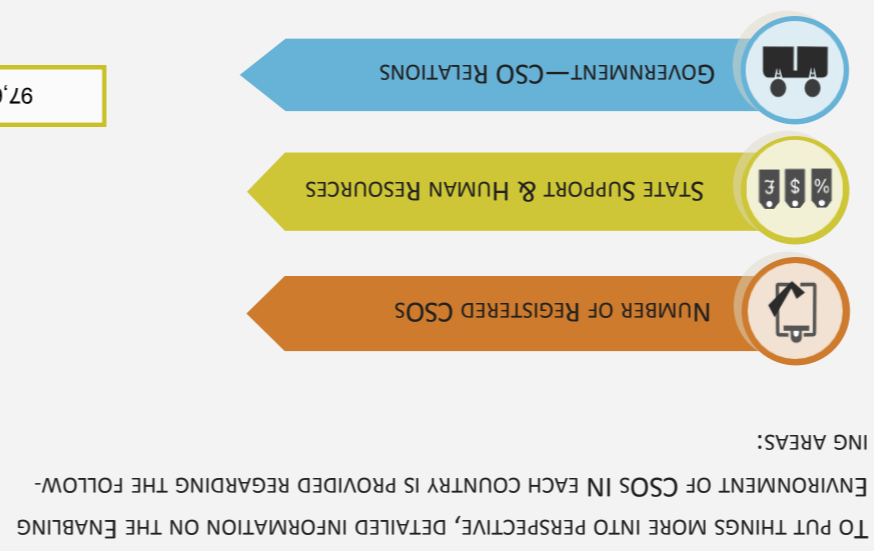
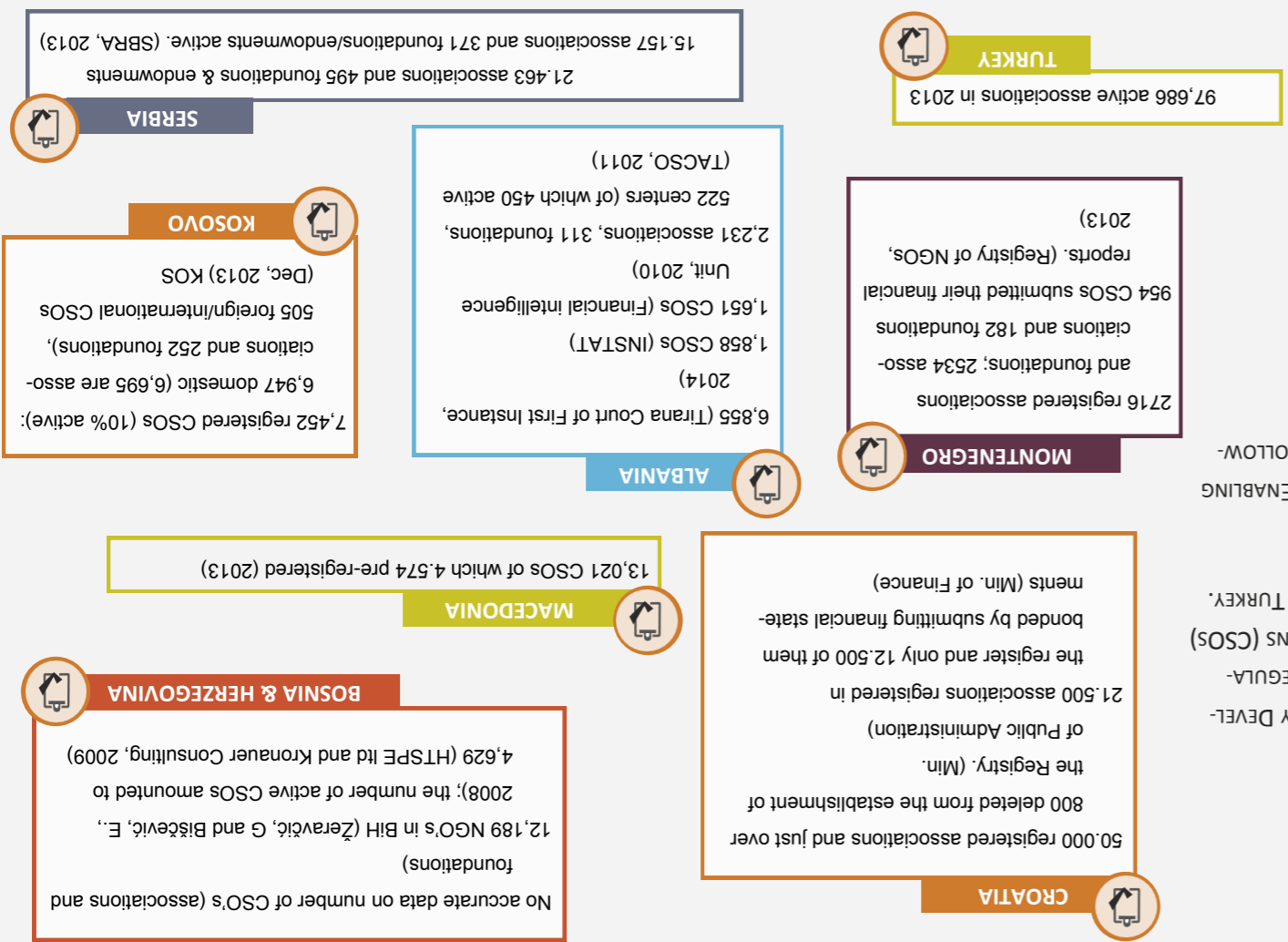


This product is funded by the European Union
EU Instrument for Pre-accession Assistance
(IPA) Civil Society Facility (CSF)




WWW.MONITORINGMATRIX.NET



THE MONITORING MATRIX ON ENABLING ENVIRONMENT FOR CIVIL SOCIETY DEVELOPMENT (CSDV) IS A TOOL FOR MEASURING THE HEALTH OF THE LEGAL, REGULATORY, AND FINANCIAL ENVIRONMENT IN WHICH CIVIL SOCIETY ORGANISATIONS (CSOS) OPERATE, FOCUSING ON THE COUNTRIES IN THE WESTERN BALKANS AND IN TURKEY. TO PUT THINGS MORE INTO PERSPECTIVE, DETAILED INFORMATION ON THE ENABLING ENVIRONMENT OF CSOS IN EACH COUNTRY IS PROVIDED REGARDING THE FOLLOWING AREAS:



STATE SUPPORT AND HUMAN RESOURCES



BOSNIA&HERZEGOVINA

€50m in 2012:

- €345.000 by BiH at state level
- €29,5m by FBiH
- €15,5m by RS
- €5,7m BAM on BD level

Declining trend: €54m - 2007; €60m - 2008; €58m - 2010

Organizations that receive government funding:

- sports clubs/orgs (38.9%);
- associations for the protection of veterans and the disabled (15.2%);
- CSOs for social services/social care (12.2%);
- other types of CSOs (34.4%)

KOSOVO

No official data; no national level mechanism for distribution of public funds to CSOs

Increased from 8 % in 2010 to 20% of total CS resources from public funding, reported by civil society in 2013 (KCSF 2013)

3.1% of citizens declare to volunteer for

SERBIA

No national level mechanism for distribution of public funds

€27m in 2011 & €70m in 2012 from budget line 481 (CSO Grants)

€0,97m in 2011 & €8,8m in 2012 from budget line 472 (financing of social protection services)

CSOs matching funds for EU projects since 2012:

- €11m from 71 local governments & €13,5m from Belgrade, Novi Sad, Nis

7.304 fully employed persons in CSOs (SBRA '12); 4,500+ temporary employed via honoraria and 150,000+ volunteers (CI survey '12)

MACEDONIA

Under Budget Line (BL) 463-Transfers to CSOs (incl. trade unions and religious communities and political parties):

- 2013 – 4.701.903 EUR
- 2012 – 4.073.687 EUR
- 2011 – 3.749.631 EUR

Distributed to CSOs registered according to LAF:

- 2013 – 195.095 EUR awarded to 40 CSOs
- 2012 – 195.106 EUR awarded to 40 CSOs
- 2011 – 243.883 EUR awarded to 47 CSOs

Funding from games of chance and entertainment games:

- 2013 – 975.475 EUR
- 2012 – 975.530 EUR
- 2011 – 1.219.340 EUR

Total of 1839 employees in CSOs (2013 CRM)

CROATIA

€200m from all levels of the governments

The budget allocations for CSOs are not separate from allocations to other non-profit entities

17% of citizens are members of associations, 7% of them are volunteers (2010 CSI Index)

19.610 (1,73% of all employed in Croatia) is the total number of employees in associations (sport clubs, different organizations and also civil society) - (2011) 50% of CSOs have no employees, avg. is 5 employees per organization, and only 4,8% of CSOs are employing more than 10 people (National Foundation for Civil Society Development 2011)

CSOs employed 9.757 persons in 2012

MONTENEGRO

€175.000 in 2012 & €52.349.000 by Dec 2013 (based on the application of CSOs as well as assistance to organizations)

Total allocations for NGOs (% of the total budget of MN):

- 2013: €1.546.886 (0.26%)
- 2012: €2.338.164 (0.39%)
- 2011: €3.078.028 (0.49%)
- 2010: €4.721.991 (0.73%)

Financing of NGOs from games of chance:

- 2012: €1.768.259
- 2011: €1.747.012

ALBANIA

2012 call: 61 CSOs or €0,4m

2011 1st call: 31 CSOs or €0,11m

2011 2nd call: 69 CSOs or €0,94m

2010 call: 52 CSOs or €0,45m

53% of surveyed CSO have not received any individual and corporate donations for their activities, 7% declare that they have "a lot" of donations (PA survey 2013)

No official data on the number of employees within the sector

TURKEY

No general information on the total budget % allocated to CSOs in the general budget;

Ministry of Interior only allocates €3.3 million to 98.945 associations

1.1 million - Members of foundations

Number of volunteers exceeds 1 million (Directorate of Foundations 2012)

CSOs data (CSI Index 2011):

- 57% do not have paid-staff
- 41% employ 6- 20 volunteers

GOVERNMENT — CSO RELATIONS



National strategy for creating an enabling environment for CSDev 2012 - 2016

Code for consultation with the interested public in the legislation processes (2009)

CROATIA

Signed Cooperation Agreement between the BiH Council of Ministers and the NGO Sector (2007)

B&H

Strategy for Cooperation between the Government and NGOs (2009) & Action Plan (2012)

Strategy for Development of NGO Sector 2014-2016 and Action Plan Dec '13

MONTENEGRO

Civil Society Charter (2009) CSO initiative supported by GIZ- to develop partnership between Government and CSOs not yet adapted

ALBANIA

Government - Civil Society MoU (2007)

Govt. Strategy for cooperation with civil society adopted

Assembly declaration for improved cooperation Parliament-CSOs

Manual for public consultation process

KOSOVO

Two Strategies for Cooperation of the Government with the Civil Society with Action Plan (2007-2011 & 2012-2017)

Other documents and bylaws for public participation in law making processes

MACEDONIA

Rules of Procedures related to public hearing/ debate (2013)

Guidelines for participation of interested public in the decision making processes, to be adopted by the Government (Oct 13)

SERBIA

10th National Development Plan, drafted by the Ministry of Development in 2012-2013 with consultations held with CSOs mentions the need for legal and institutional reforms related with civil society

TURKEY